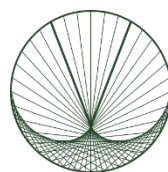


AAA INDIA OPPORTUNITY FUND

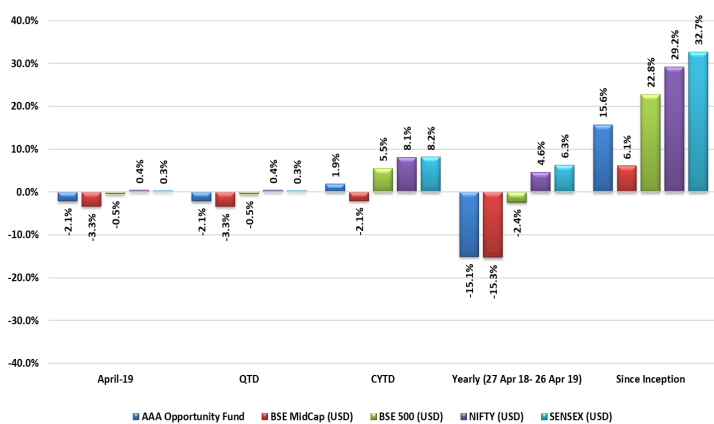
Fund Factsheet: Apr 2019

NAV: USD 115.62



VIKASA
CAPITAL ADVISORS

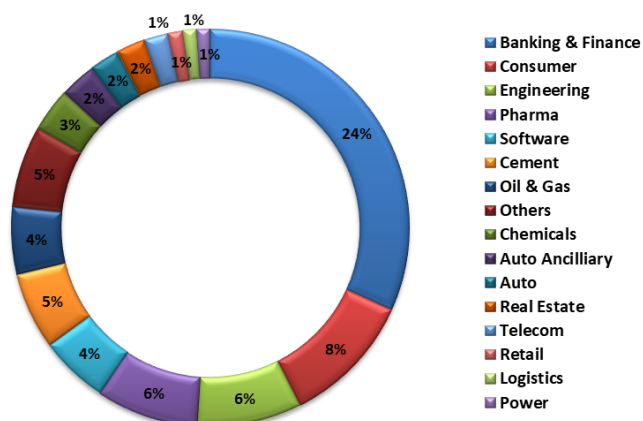
PERFORMANCE**



HOLDINGS (%)

Security Name	% Holding
HDFC Bank Ltd - FII	4.09%
Larsen & Toubro Ltd	3.65%
Bajaj Finance Limited	3.51%
Axis Bank Ltd	2.82%
Infosys Limited	2.63%
State Bank of India	2.47%
ICICI Bank Ltd	2.45%
Housing Development Finance Corporation Ltd	2.27%
Reliance Industries Limited	2.10%
Hindustan Petroleum Corp. Ltd	2.00%
Titan Co Ltd	1.93%
Carborundum Universal Ltd	1.84%
Sun Pharmaceutical Industries Ltd	1.81%
JB Chemicals & Pharmaceuticals Ltd	1.81%
Maruti Suzuki India Ltd	1.79%
Asian Paints Ltd	1.78%
Prestige Estates Projects Limited	1.78%
Polycab India Limited	1.77%
Balaji Animes Ltd	1.77%
Kotak Mahindra Bank Limited	1.75%
3M India Ltd	1.75%
ICICI Prudential Life Insurance Company Limited	1.67%
Bank of Baroda	1.61%
ACC Ltd	1.59%
Tata Consultancy Services Ltd	1.57%
Britannia Industries Ltd	1.53%
Crompton Greaves Consumer Electricals Ltd	1.52%
The Ramco Cements Ltd.	1.49%
Sterlite Technologies Ltd	1.47%
Cadila Health Care Ltd	1.33%
HIKAL LTD	1.27%
City Union Bank Ltd	1.20%
Gabriel India Ltd	1.17%
Quess Corp Ltd	1.11%
Motherson Sumi Systems Ltd	1.08%
Future Retail Ltd	0.92%
Timken India Ltd	0.90%
Asahi Songwon colors Ltd	0.87%
Shree Cement Ltd	0.84%
CESC LTD	0.84%
CENTURY PLYBOARDS (INDIA) LTD	0.83%
TCI Express Limited	0.81%
JK Cement Ltd	0.76%
Whirlpool of India Limited	0.45%
SH Kelkar & Co LTD	0.35%
Cash	25.04%
Total	100.00%

SECTOR ALLOCATION



FUND FACTS

NAV Frequency	Weekly
Investment Manager	VIKASA Investment Management Ltd
Investment Advisor	AlfAccurate Advisors Pvt Ltd
Benchmark	BSE 500 Index
ISIN	MU0568S00008
Inception Date	24 October 2016
Custodian	Edelweiss Custody Services
Administrator	Apex Fund Administrators
Auditors	KPMG
Valuation Day	Every Friday (T)
Dealing Day	T+1
Performance Fees	Nil
Exit Fees	2.0% (first 12 months)
Management Fee	2.0%

Performance USD (%)**	APR-19	QTD	CYTD	Yearly (Apr 2018-Apr 2019)	Since Inception*
AAA Opportunity Fund	-2.1%	-2.1%	1.9%	-15.1%	15.6%
BSE MIDCAP (USD)	-3.3%	-3.3%	-2.1%	-15.3%	6.1%
BSE 500 (USD)	-0.5%	-0.5%	5.5%	-2.4%	22.8%
NIFTY (USD)	0.4%	0.4%	8.1%	4.6%	29.2%
SENSEX (USD)	0.3%	0.3%	8.2%	6.3%	32.7%

*Inception Date: 24 October 2016 **Performance as at 26th April 2019

IMPORTANT LEGAL NOTICE: This report is provided by VIKASA Investment Management Ltd for information purposes only and is meant for investment professional use. Neither the information nor any opinion expressed constitutes an offer or an invitation to make an offer, to buy or sell any fund. This report does not have regard to the specific investment objectives and financial situation of any specific person who may receive this report. Investors should seek financial advice regarding the appropriateness of investing in any funds recommended in this report and should understand that statements regarding future prospects may not be realized. Investors should note that each fund's price or value may rise or fall. Past performance is not a guide to future performance. Dated May 2019.