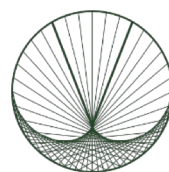


# AAA INDIA OPPORTUNITY FUND

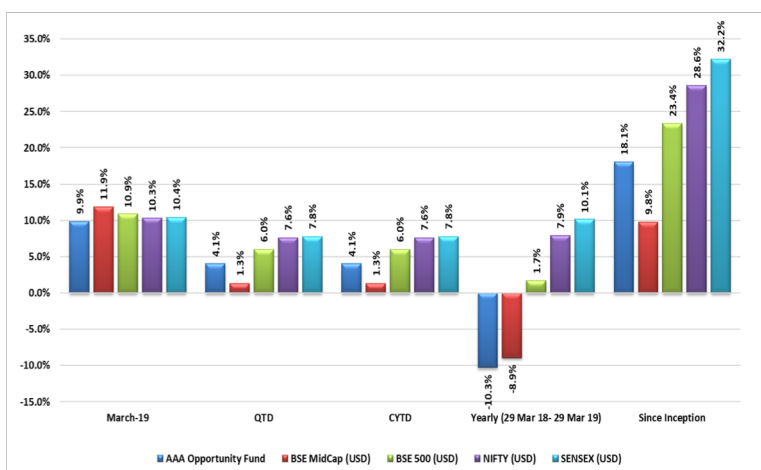
Fund Factsheet: Mar 2019

NAV: USD 118.10



**VIKASA**  
CAPITAL ADVISORS

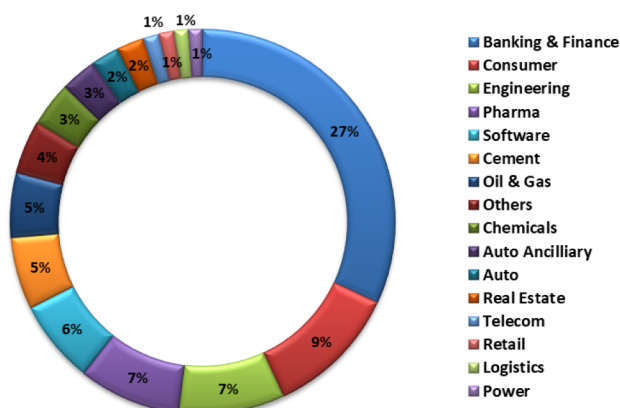
## PERFORMANCE\*\*



## HOLDINGS (%)

Security Name	% Holding
HDFC Bank Ltd - FII	4.62%
Larsen & Toubro Ltd	4.14%
Bajaj Finance Limited	3.81%
Axis Bank Ltd	3.21%
Infosys Limited	2.95%
State Bank of India	2.82%
ICICI Bank Ltd	2.68%
Housing Development Finance Corporation Ltd	2.52%
Reliance Industries Limited	2.28%
Carborundum Universal Ltd	2.26%
Hindustan Petroleum Corp. Ltd	2.23%
Balaji Animes Ltd	2.17%
Titan Co Ltd	2.16%
JB Chemicals & Pharmaceuticals Ltd	2.11%
Sun Pharmaceutical Industries Ltd	2.08%
Asian Paints Ltd	2.04%
3M India Ltd	2.01%
Maruti Suzuki India Ltd	1.94%
Prestige Estates Projects Limited	1.90%
Kotak Mahindra Bank Limited	1.89%
Bank of Baroda	1.87%
ACC Ltd	1.81%
Britannia Industries Ltd	1.77%
ICICI Prudential Life Insurance Company Limited	1.76%
Crompton Greaves Consumer Electricals Ltd	1.66%
Tata Consultancy Services Ltd	1.57%
Cadila Health Care Ltd	1.57%
The Ramco Cements Ltd.	1.55%
City Union Bank Ltd	1.36%
HIKAL LTD	1.35%
Cyient Ltd	1.31%
Qess Corp Ltd	1.30%
Gabriel India Ltd	1.27%
Motherson Sumi Systems Ltd	1.25%
Sterlite Technologies Ltd	1.10%
Future Retail Ltd	1.10%
CENTURY PLYBOARDS (INDIA) LTD	1.08%
Timken India Ltd	1.04%
TCI Express Limited	0.99%
CESC LTD	0.98%
Asahi Songwon colors Ltd	0.95%
Shree Cement Ltd	0.87%
JK Cement Ltd	0.82%
Whirlpool of India Limited	0.54%
SH Kelkar & Co LTD	0.40%
Cash	16.93%
Total	100.00%

## SECTOR ALLOCATION



## FUND FACTS

NAV Frequency	Weekly
Investment Manager	VIKASA Investment Management Ltd
Investment Advisor	AlfAccurate Advisors Pvt Ltd
Benchmark	BSE 500 Index
ISIN	MU0568S00008
Inception Date	24 October 2016
Custodian	Edelweiss Custody Services
Administrator	Apex Fund Administrators
Auditors	KPMG
Valuation Day	Every Friday (T)
Dealing Day	T+1
Performance Fees	Nil
Exit Fees	2.0% (first 12 months)
Management Fee	2.0%

Performance USD (%)**	MAR-19	QTD	CYTD	Yearly (Mar 2018-Mar 2019)	Since Inception*
AAA Opportunity Fund	9.9%	4.1%	4.1%	-10.3%	18.1%
BSE MIDCAP (USD)	11.9%	1.3%	1.3%	-8.9%	9.8%
BSE 500 (USD)	10.9%	6.0%	6.0%	1.7%	23.4%
NIFTY (USD)	10.3%	7.6%	7.6%	7.9%	28.6%
SENSEX (USD)	10.4%	7.8%	7.8%	10.1%	32.2%

\*Inception Date: 24 October 2016 \*\*Performance as at 29<sup>th</sup> March 2019

**IMPORTANT LEGAL NOTICE:** This report is provided by VIKASA Investment Management Ltd for information purposes only and is meant for investment professional use. Neither the information nor any opinion expressed constitutes an offer or an invitation to make an offer, to buy or sell any fund. This report does not have regard to the specific investment objectives and financial situation of any specific person who may receive this report. Investors should seek financial advice regarding the appropriateness of investing in any funds recommended in this report and should understand that statements regarding future prospects may not be realized. Investors should note that each fund's price or value may rise or fall. Past performance is not a guide to future performance. Dated January 2019.